


**Portfolio**

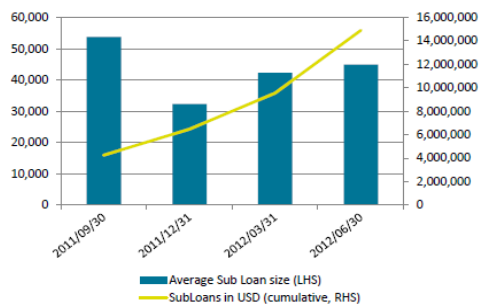
Partner Institution	Country	Type of PI	Investment instrument	Investment Currency	Commitment (USD)	Outstanding Amount (USD)	Outstanding Amount (%)
Sekerbank	Turkey	FinancialInstitution	Senior Debt	USD	25,000,000	25,000,000	23.80%
Vietinbank	Vietnam	FinancialInstitution	Senior Debt	USD	25,000,000	25,000,000	23.80%
BancoPichincha	Ecuador	FinancialInstitution	Subord. Debt	USD	15,000,000	15,000,000	14.30%
BancoProCredit	Ecuador	FinancialInstitution	Senior Debt	USD	10,000,000	10,000,000	9.50%
Ukreximbank	Ukraine	FinancialInstitution	Senior Debt	USD	30,000,000	30,000,000	28.60%
<b>TOTAL</b>					<b>105'000'000</b>	<b>105'000'000</b>	<b>100%</b>

**Funding (USD)**



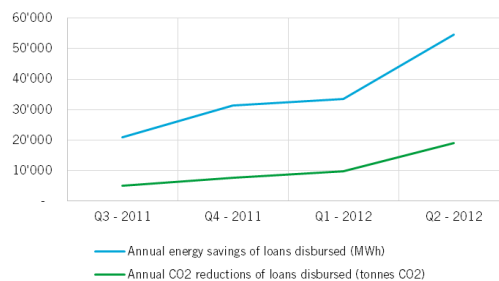
**Sub Loan Overview**

**Disbursement development**



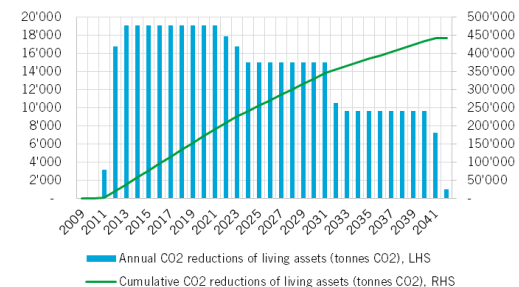
\*LHS stands for the Left hand side  
\*RHS stands for the Right hand side

**Annual energy and CO2 emission reductions of living assets in portfolio\***



\* Development of annual energy and CO2 reductions achieved by financed assets in the portfolio. Only includes assets that have not reached their projected lifetime (still generating savings)

**CO2 reduction of assets over projected lifetime\***



\* Blue bars: Annual CO2 reductions for assets in the portfolio until they reach their projected lifetime  
\* Green line: Cumulative CO2 reductions of financed assets until they reach their projected lifetime. This shows the impact of the fund if investments

**Notice**

All statistics presented in this report, unless otherwise specified, are based on non-audited figures of the financial model and reporting tool of the Global Climate Partnership Fund. Care has been taken in preparing the financial model and the statistics presented in this report but no representation, warranty or undertaking (express or implied) is given or will be made and no responsibility or liability is or will be accepted by Deutsche Bank AG ("Deutsche Bank") or by any member of the group of companies controlled by Deutsche Bank AG or by Global Climate Partnership Fund SA, SICAV-SIF or any of their respective officers, directors, employees, servants or agents in relation to or concerning the content, completeness or accuracy of any information, opinion or other matter contained in this report.

\* NB: This report was re-issued in October 2015. GCPF carbon impact figures have been restated as of Q2 2015, due to previous errors in the estimation of carbon reduction of two projects that have a substantial impact on overall Fund figures. The only figures that have been changed are the 'Annual energy and CO2 emission savings of living assets in portfolio' and 'CO2 reduction of assets over projected lifetime' figures. Please see the Q2 2015 Quarterly Report for more details.